



Auden Techno Corp. (3138.TW)




- ◆ All of the predictive and financial information mentioned in the present briefing as promulgated simultaneously is based on the information and data obtained by the Company from internal and external sources. The actual operating and financial result and condition might be different from the predictive information which is explicit or implicit. This variance could stem from a range of risks beyond the Company's control. . The future outlook outlined in this briefing is reflective of the Company's perspective up to the current date. In case of a change or adjustment in the future, the Company assumes no responsibility to remind or update.

Antenna Solutions


Industrial/
Consumer
Device Antenna



mmWave Array
Antenna Module



High Power
BS Antenna



LEO
User Terminal




Measurement Equipment

5G SAR
Measurement
System




High Frequency
Material
Measurement
Solutions



Electromagn
etic &
Medical
Simulation
Software



Up/Down
Converter



Test & Certification




5G ORAN
Validation



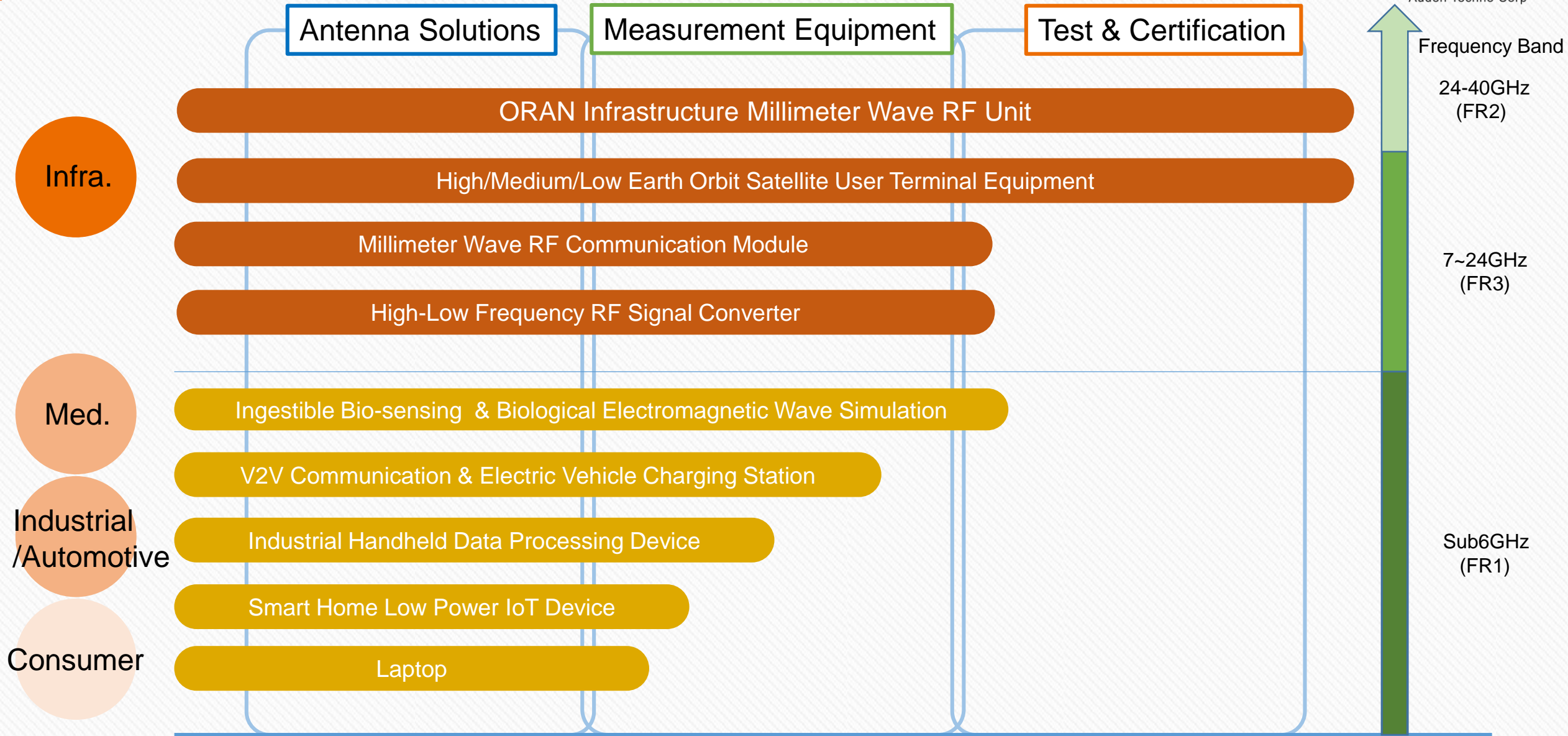
Security
Testing
& Consulting



LEO UT
System
Certification



Product Application Outlook





**2023Dec -
Embark on LEO Satellite Ground Terminal Network Entry Testing in Kaohsiung**



2023 Ministry of Economic Affairs, R.O.C. National Industrial Innovation Award

- Outstanding Enterprise Innovation Award (Small and Medium Enterprises)



Auden has been included in 'Forbes Asia's 200 Best Under A Billion' list for 2023.

- This year's annual Best Under A Billion list recognizes 200 small and midsize publicly traded companies in the region that outperformed despite stiff global headwinds like inflation and rising funding costs.



Cash Dividend Distribution

- The dividend for the fiscal year 2022 is 3.5 NT dollars.

Recap of 2023 Major Events



Groundbreaking Ceremony for New Headquarters

- To meet the demands of expanding operational growth, Auden is planning to establish a new facility that will serve as the operational headquarter and a research and development center, among other purposes.
- With a focus on energy efficiency, sustainability, our conceptual design aligns with international standards, such as LEED certification, green building practices, and smart building requirements. This approach aims to create a workplace that is conducive to fostering a friendly atmosphere and shaping a sustainable future for the company.



Opening of Kaohsiung Auray 5G O-RAN Lab

Auray Technology, Auden's subsidiary, officially launched the "Kaohsiung Auray 5G O-RAN Laboratory" on 9th. March 2023.. Security Labs provides third-party testing and certification of security and O-RAN products, as well as network-connected devices, to measure product compliance, reliability and performance for most of the world's top technology vendors. This initiative aims to foster innovative 5G AIoT application technologies, cultivate talent in southern Taiwan, and deepen its presence in Kaohsiung.



Establishment of 5G Cyber Assessment Security Tech-Lab Evaluation Alliance

Mr. Daniel Chang, Chairman of Auden Group, has assumed the role of Alliance Convener, collaborating with the Ministry of Digital Affairs to facilitate the implementation of information and communication security mechanisms in the domestic 5G field, thereby ensuring user rights. The establishment of the "5G CASTLE Cyber Assessment Security Tech-Lab Evaluation Alliance" aims to create a collaborative mechanism between networking and security vendors, with the goal of establishing a secure foundation for the 5G market and generating new values in digital resilience. This initiative aims to enhance Taiwan's international competitiveness in the 5G industry.

2023H1 Auden Exhibition Participation

Showcasing the commercialization achievements of high-frequency RF technology, highlighting three main thematic applications: 5G millimeter wave, O-RU and 5G ORAN validation, and Low Earth Orbit (LEO) satellites.



▲ 2023 Mobile World Congress
-Barcelona



▲ Satellite 2023
-Washington, DC



▲ International Microwave Symposium (IMS) 2023
-Washington, DC



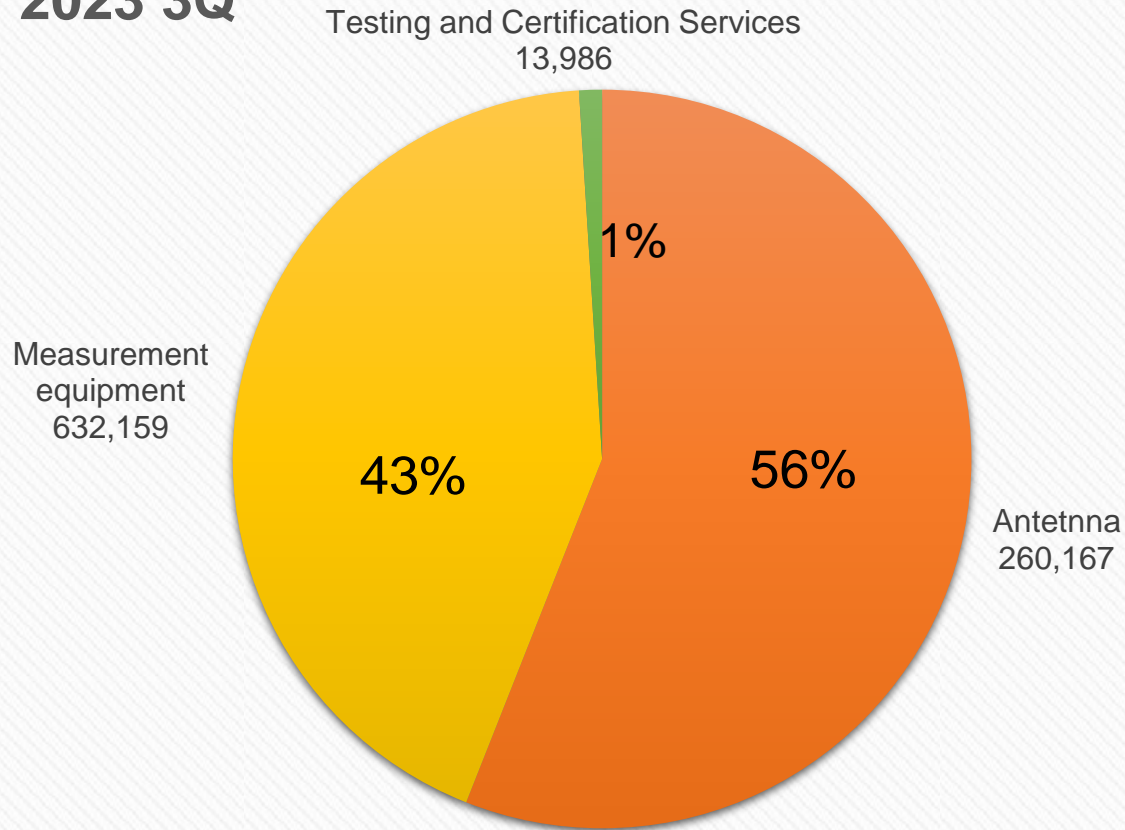
▲ 2023 COMNEXT
- Japan

Consolidated Statements of Comprehensive Income

Item (All amounts expressed in thousands of NTD)	3Q 2023		2Q 2023		3Q 2022		Seasonal variation	Annual variation
	Amount	%	Amount	%	Amount	%	%	%
Operating revenue	464,146	100	381,508	100	470,090	100	22	(1)
Gross profit	198,539	43	166,479	44	212,592	45	19	(7)
Operating expenses	135,168	29	120,909	32	161,956	34	12	(17)
Net operating income	63,371	14	45,570	12	50,636	11	39	25
Non-operating income and expenses	29,126	6	12,434	3	61,768	13	134	(53)
Profit attributable to Owners of parent	74,438	16	42,618	11	91,099	20	75	(18)
Earnings per share(NTD)	1.55		0.91		1.96		70	(21)

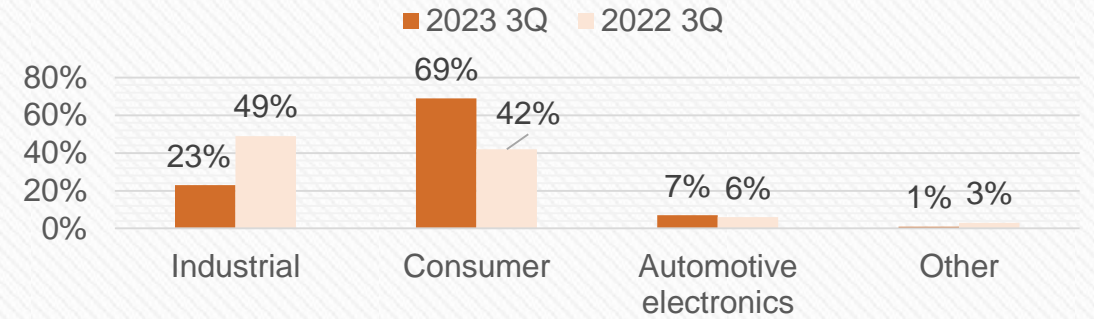
2023 2Q Sales distribution-Industry type

2023 3Q

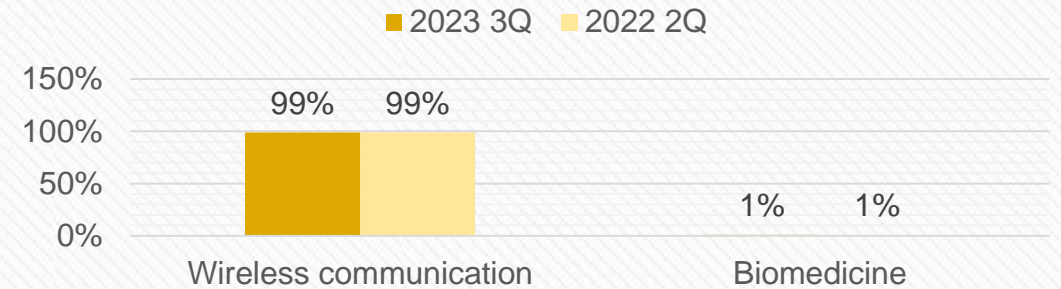


(Amounts expressed in thousands of NTD)

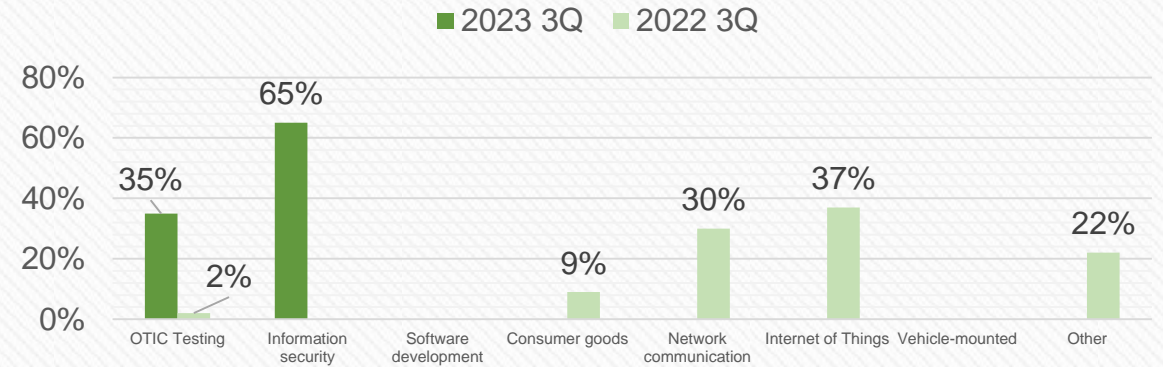
Antenna



Measurement Equipment



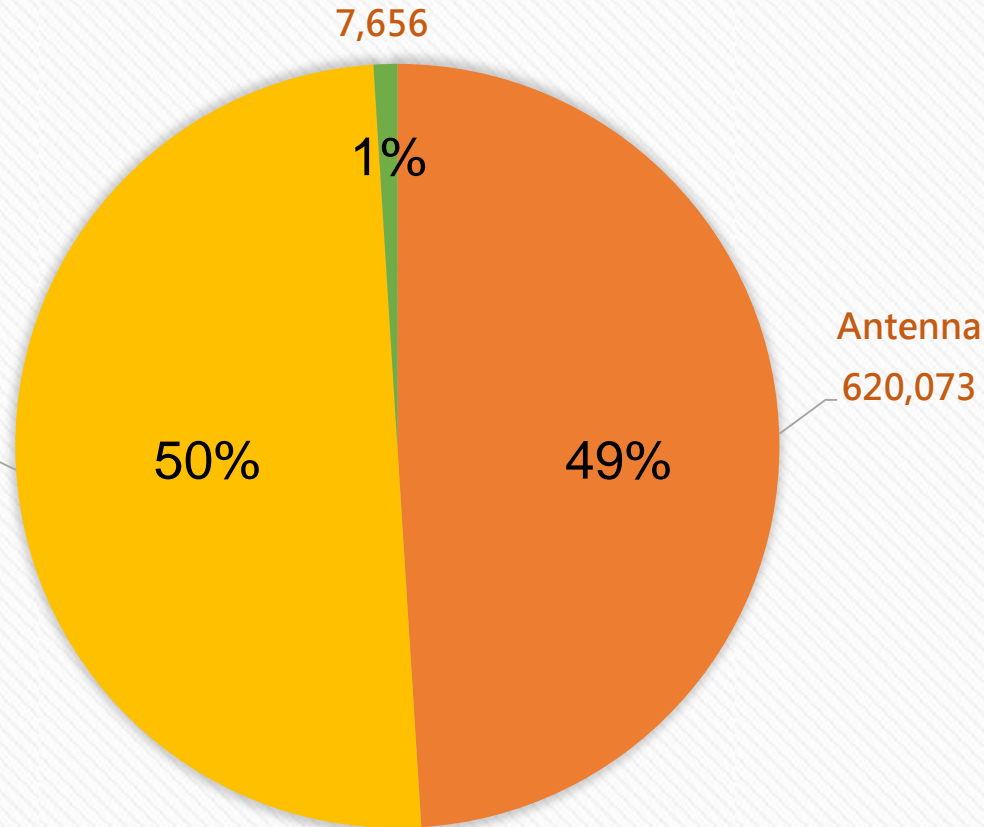
Testing and Certification services



2023 Q1-Q3 Sales distribution-Industry type

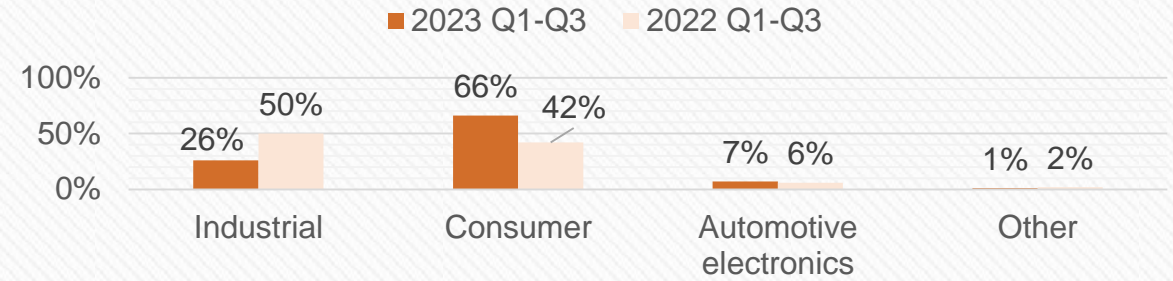
2023 Q1-Q3

Testing and certification services

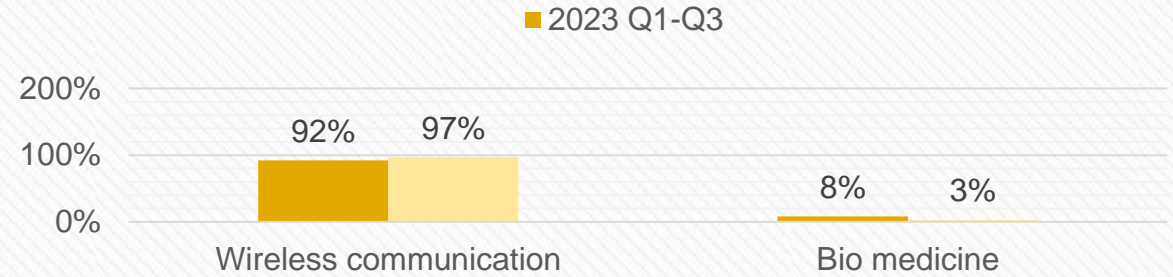


(Amounts expressed in thousands of NTD)

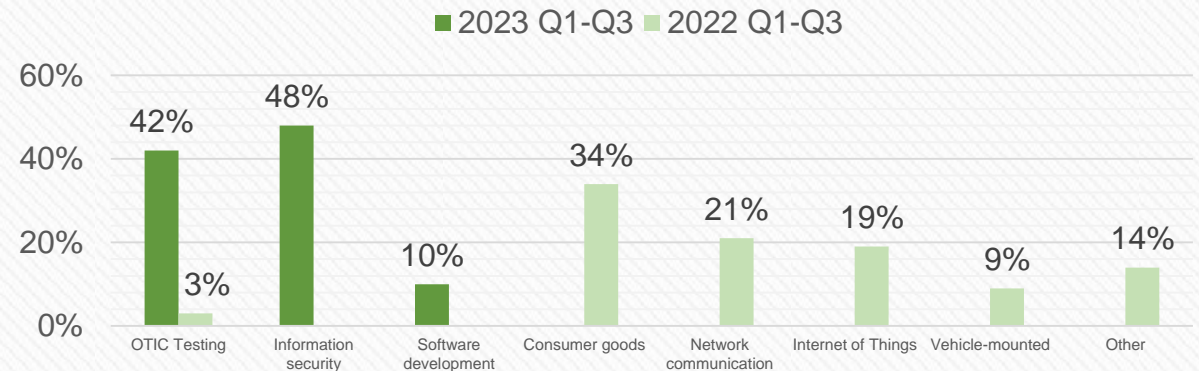
Antenna



Measurement equipment



Testing and certification services



Consolidated Statements of Financial Position

Item <small>(All amounts expressed in thousands of NTD)</small>	3Q 2023		2Q 2023		3Q 2022	
	Amount	%	Amount	%	Amount	%
Cash and cash equivalents	1,056,006	35	1,222,510	41	1,002,632	34
Notes receivable, net and Accounts receivable, net	532,673	18	356,190	12	398,318	13
Inventories	310,519	10	341,639	12	403,102	14
Property, plant and equipment	628,839	21	598,339	20	461,861	16
Other assets	452,340	16	427,574	15	698,200	23
Total assets	2,980,377	100	2,946,252	100	2,964,114	100
Notes payable and Accounts payable	214,698	7	182,977	6	274,796	9
Other liabilities	1,122,460	38	1,219,544	41	1,201,666	41
Total liabilities	1,337,158	45	1,402,521	47	1,476,462	50
Total equity	1,643,219	55	1,543,731	53	1,487,652	50

Consolidated Statements of Cash Flows

Item (All amounts expressed in thousands of NTD)	3Q 2023	2Q 2023	3Q 2022
	Amount	Amount	Amount
Cash at beginning of period	1,222,510	1,393,331	1,171,362
Net cash flows from operating activities	(97,520)	(32,463)	123,722
Capital expenditure	(64,861)	(87,890)	(37,303)
Prepaid Equipment Payments	-	46,158	-
Disposal of subsidiaries	(6,847)	4,674	(47,601)
Cash dividends paid	-	(163,489)	(140,165)
Short-term borrowings	(19,559)	70,000	-
Investment and other	22,283	(7,811)	(9,597)
Cash at end of period	1,056,006	1,222,510	1,060,418

Thank you

Aspire	熱情追求
Upgrade	不斷提升
Devote	全力專注
Excellence	成就卓越
Navigate	領航射頻技術

<https://www.auden.com.tw/>
IR@auden.com.tw