

Auden Techno Corp. (3138.TW)

沒有完美狀態，只有不斷超越

PERFECT STATUS › ALLWAYS SEEKS FOR THE BETTER.



Safe Harbor Statement

This presentation and the accompanying materials may contain certain forward-looking statements, including statements regarding the Company's business outlook, financial condition, and operating results. These statements are based on current expectations and assumptions and are subject to known and unknown risks and uncertainties that could cause actual results to differ materially from those expressed or implied.

Such risks and uncertainties include, but are not limited to, factors beyond the Company's control. All information provided herein is for reference purposes only. For the most updated and accurate information, please refer to disclosures filed on the Market Observation Post System (MOPS).

The Company undertakes no obligation to update or revise any forward-looking statements, whether as a result of new information, future events, or otherwise, except as required by applicable laws and regulations.



1

公司簡介
About Auden

2

產品介紹與未來發展
Products and Developments

3

近期事件摘要
Highlights of Recent Events

4

2025 財務報告
2025 Financial Results



01

公司簡介

About Auden



Company	Auden Techno Corp.	
Founded	1981	
Headquarters	Bade District, Taoyuan, Taiwan	
Listing Status	Listed in December 2020 (Stock Code: 3138)	
Financial Highlights (2025)	Revenue	NTD 1.743 billion
	Gross Margin	40.67%
	Net Profit Margin	4.24%
	EPS	NTD 1.50
Laboratories	3	
Global Presence	10	
Employees	400+	
Service	<ul style="list-style-type: none"> • Antenna design & MFG • Measurement equipment • Testing & certification • Green consulting 	

(Our Poland branch office settled down at the end of 2024)

Poland

- Location: Kunshan, Shanghai, Xian, Shenzhen, Beijing
- Sale office
- Design team
- Manufactory



- Location: North Vietnam Hai Duong
- Manufactory



R&D Global Footprint and Manufacturing Capacity

Auden Group serves as a reliable partner in supporting our customers' design and development needs. With R&D operations spanning two regions, design and manufacturing capabilities across three key zones, and a global logistics network, we ensure seamless delivery to meet our customers' worldwide demands.



Customer:
Europe

Customer:
North American region

Customer:
Greater China

MFG Site-CN (Kun Shan/Dongguan)



Antenna R&D Team - CN

Antenna R&D Team-TW

HQ-Taiwan-Taoyuan

MFG Site-VN-(Hai Duong)





02

產品介紹與未來發展

Products and Developments

Customized Antenna System Design and Manufacturing

Supports B5G/6G high-order MIMO full-band (FR1~FR3) layout. Implements AI-driven high-precision electromagnetic simulation and optimization design. Standardized modular design. AI-driven smart automated production. Implementation of ESG green manufacturing and carbon environmental material (PCR) adoption.



shutterstock.com - 791099623



Testing, Certification, and Consulting Services

O-RAN Testing: Conformance, Interoperability, and AI-RAN integration testing. Communication Cybersecurity Compliance: International mandatory cybersecurity regulations (CRA/EN18031). Sustainability Consulting: Greenhouse Gas (GHG) verification and corporate carbon footprint transformation services.



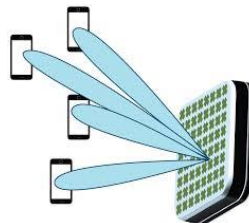
Nuray
耀睿科技

O-RAN
ALLIANCE



Advanced Communication and RF System Design

Constructs 6G NTN (GEO/MEO/LEO) satellite communication architecture. Leading ISAC (Integrated Sensing and Communication) application development (Smart City/Internet of Vehicles). First Ka-band phased array antenna with DVB-S2 modem integration capability. Equipped with advanced communication product system integration and testing capabilities.



Measurement Equipment Sales and Technical Support

SAR (Specific Absorption Rate) and high-frequency material testing systems. UAV RF measurement and low-orbit satellite simulation services. High-precision biological electromagnetic wave simulation for physiological signal detection (Sim4Life).

s p e a g

ZMT zurich med tech




Antenna design & MFG

Industrial/
Consumer
Device Antenna



mmWave Array
Antenna
Module



LEO
User Terminal




Measurement Equipment

5G SAR
Measurement
System




High Frequency
Material
Measurement
Solutions



Electromagnetic &
Medical
Simulation
Software



Up/Down
Converter



Testing & Certification & Green

5G ORAN
Certification



Security
Testing
& Consulting



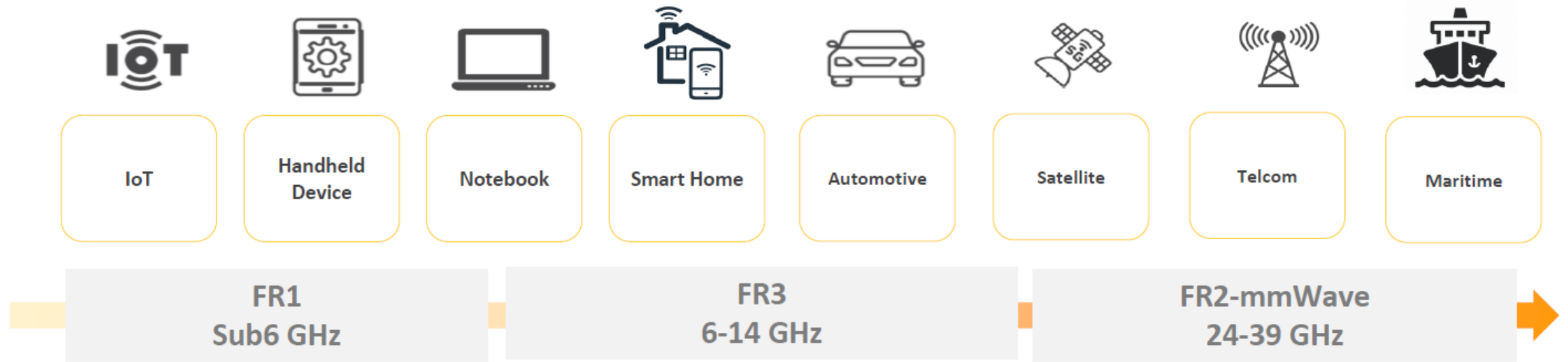
LEO UT
System Testing



Carbon
Footprint
consulting



Our Antenna design covers wide range of wireless spectrum



Embedded / External Antenna



LEO User Terminal



mmWave Array Antenna Module



O-RU





03

近期事件摘要

Highlights of Recent Events



MWC 2026 | Showcasing High-Frequency Satellite Communication Capabilities Debut of Ka-band Technology x Integrated DVB-S2 Software Expertise



(Technology Enabler) # (System Integration) # (Standardized Solution)

Showcasing a Ka-band phased array antenna integrated with a DVB-S2 software architecture, demonstrating a comprehensive end-to-end solution spanning from RF design to system-level hardware and software development.

Recent Exhibitions and Events

Auden has joined GSMA (Global System for Mobile Communications Association) and GSOA (Global Satellite Operators Association), strengthening its integration into the global communications standards ecosystem. This strategic move enhances the Company's positioning in satellite and NTN (Non-Terrestrial Network) markets, supporting its mid- to long-term growth momentum.



By participating in international telecommunications and NTN-related standard organizations, the Company stays aligned with the convergence trends of satellite and terrestrial networks, strengthening its global market positioning.

2025 ESG Awards and Recognitions

National Sustainable Development Award (National Development Council, Taiwan)
CommonWealth Magazine Sustainable Talent Award
CommonWealth Magazine Corporate Sustainability Award
CDP Rating: B
Cathay CDP Best Carbon Disclosure Award
Business Weekly Top 100 Carbon Competitiveness Companies
CommonWealth Net Zero Temperature Alignment (1.5°C) – Taoyuan Companies
EcoVadis Contribution Award



Auden k has firmly embedded ESG principles into its core operations, closely aligning with the green supply chain standards of global industry leaders.

In 2025, the Company earned multiple prestigious recognitions from leading domestic and international institutions, underscoring its excellence in climate action and sustainability governance. These accomplishments significantly strengthen Auden’s competitive positioning in capturing green-driven opportunities across the global communications sector, while delivering resilient and sustainable long-term value to shareholders and stakeholders.



04

2025年 年度財務報告

2025 Financial Results

Consolidated Statements of Comprehensive Income

Item (All amounts expressed in thousands of NTD)	2025		2024		YoY
	Amount	%	Amount	%	%
Operating revenue	1,742,629	100	1,707,590	100	2
Gross profit	708,745	41	697,414	41	2
Operating expenses	633,361	36	610,599	36	4
Net operating income	75,384	5	86,815	5	(13)
Non-operating income and expenses	13,126	1	86,423	5	(85)
Profit attributable to Owners of parent	73,928	5	152,222	9	(51)
Earnings per share(NTD)	1.50		3.05		

Consolidated Statements of Financial Position

Item (All amounts expressed in thousands of NTD)	2025		2024	
	Amount	%	Amount	%
Cash and cash equivalents	1,301,246	31	891,382	24
Notes receivable, net and Accounts receivable	628,957	14	546,263	15
Inventories	212,541	5	215,457	6
Property, plant and equipment	1,276,726	30	993,845	26
Other assets	825,738	20	1,090,408	29
Total assets	4,245,208	100	3,737,355	100
Notes payable and Accounts payable	247,582	6	263,531	7
Other liabilities	1,993,034	47	1,301,243	35
Total liabilities	2,240,616	53	1,564,774	42
Total equity	2,004,592	47	2,172,581	58

Consolidated Statements of Cash Flows

Item (All amounts expressed in thousands of NTD)	2025年	2024年
	Amount	Amount
Cash at beginning of period	891,382	1,156,776
Net cash flows from operating activities	78,323	194,325
"Acquisition of Financial Assets Measured at Fair Value Through Other Comprehensive Income (FVOCI)	53,772	-
Capital expenditure	(141,136)	(333,772)
Other Financial assets	539,776	(370,766)
Short-term borrowings	99,276	227,692
Cash dividends paid	(125,726)	(130,763)
Corporate Bond	298,041	-
Capital increase by cash	-	380,765
Share buyback / Stock repurchase:	(186,262)	-
Investment and other	(206,200)	(232,875)
Cash at end of period	1,301,246	891,382

A decorative graphic in the top-left corner features a dark blue circle with the number '05' in white. This circle is surrounded by overlapping light gray and orange rings. In the top-right corner, there is a large orange arc and a gray circular area with a pattern of small white dots.

05

Q & A